



How do you

MEASURE

child's SAFETY

5'

11"

10"

9"

8"

7"

6"

5"

4"

3"

2"

1"

4'

Stage 4

8+ yrs, 4'9" & taller

SAFETY BELTS

8+ years old, over 4'9" tall

When children outgrow their booster seats, (usually at age 8 or when they are 4'9" tall) they can use the adult safety belt in the back seat if it fits properly (lap belt fits low and snugly over the hips/upper thighs and the shoulder belt fits across the chest and shoulder).

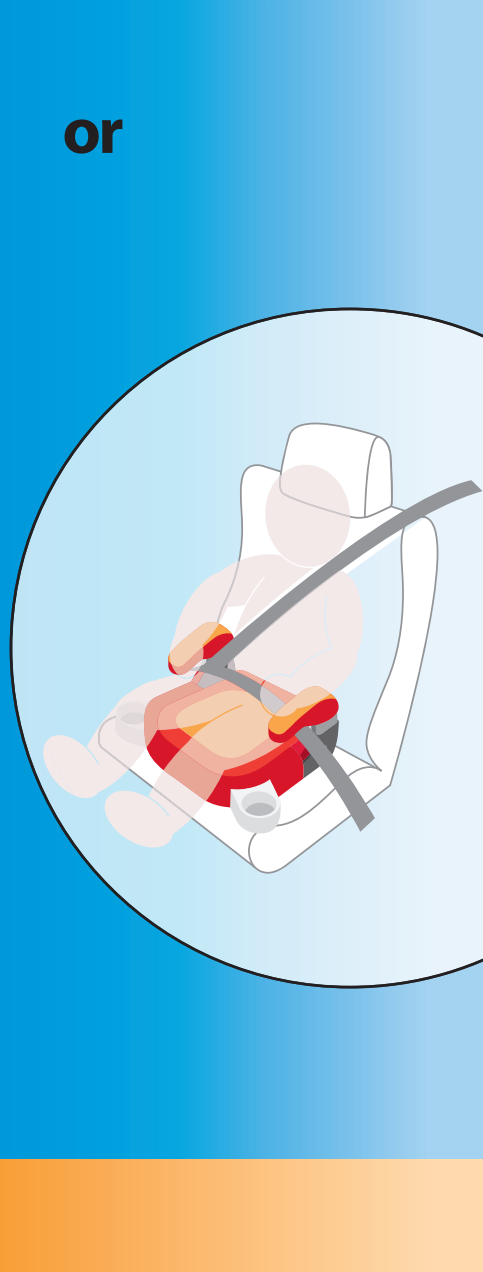
Stage 3

4-7 yrs, up to 4'9"


BOOSTER SEATS

4 to 7 years old, up to 4'9" tall

Once children outgrow their forward-facing seats (usually around age 4 and 40 pounds), they should ride in booster seats, in the back seat, until the vehicle safety belt fits properly. Safety belts fit properly when the lap belt fits low and snugly over the hips/upper thighs and the shoulder belt fits across the chest and shoulder (usually at age 8 or when a child is 4'9" tall).



or



Stage 2

1-3 years


REAR-FACING or FORWARD-FACING SEATS

From 1-3 years old, 20 to 40 pounds or more

Children should ride rear-facing for as long as possible. They should remain in a rear-facing car seat until they reach the top height or weight limit allowed by the car seat's manufacturer. When children outgrow their rear-facing seats (at a minimum of age 1 and at least 20 pounds), they should ride in forward-facing child safety seats, in the back seat, until they reach the upper weight or height limit of the particular seat (usually around age 4 and 40 pounds).



or



Stage 1

Up to 1 year old

REAR-FACING SEATS

From birth to at least 1 year old, up to 35 pounds

For the best protection, keep infants in the back seat, in rear-facing child safety seats, as long as possible up to the height or weight limit of the particular safety seat. At a minimum, keep infants rear-facing until age 1 and at least 20 pounds.

11"

10"

9"

8"

7"

6"

5"

4"

3"

2"

1"

3'

8"

7"

6"

5"

4"

3"

2"

1"

2'

1'